

Constant Contact Survey Results


Survey Name: Spring 2010 CSA Survey

Response Status: Partial & Completed


Filter: None

Jul 09, 2010 2:07:49 PM


Why did you join our CSA?

Answer	0%	100%	Number of Response(s)	Response Ratio
Desire to know where/how my food is grown			23	37.7 %
Seeking Good Value			0	0.0 %
Desire fresh veggies			28	45.9 %
Other			8	13.1 %
No Response(s)			2	3.2 %
Totals			61	100%

How would you rate the quality of the veggies you received?

Answer	0%	100%	Number of Response(s)	Response Ratio
Good			47	77.0 %
Okay			8	13.1 %
Disappointing			0	0.0 %
Bloody Awful			0	0.0 %
Other			4	6.5 %
No Response(s)			2	3.2 %
Totals			61	100%

How would you rate the variety of veggies you received?

Answer	0%	100%	Number of Response(s)	Response Ratio
Good			40	65.5 %
Okay			16	26.2 %
Disappointing			4	6.5 %
Bloody Awful			0	0.0 %
No Response(s)			1	1.6 %
Totals			61	100%

What about value? Did you get what was conveyed to you when you signed up?

Answer	0%	100%	Number of Response(s)	Response Ratio
Good Value			36	59.0 %
Okay Value			20	32.7 %
Disappointing			1	1.6 %
Bloody Awful			0	0.0 %
Other			1	1.6 %
No Response(s)			3	4.9 %
Totals			61	100%

How would you make the program better? (You can select more than one answer.)

Answer	0%	100%	Number of Response(s)	Response Ratio
Increase the Quantities per Share			6	10.1 %
Have an Option to purchase as an "add on" local eggs, artisan cheese, grass fed meats			52	88.1 %
More Pick Up Locations Closer to your Home/Office			9	15.2 %
Have an Option to Special Order extra items i.e. extra tomatoes, micro greens etc			49	83.0 %
Have Perishable Items Delivered in Insulated Bags			10	16.9 %
Have a Home Delivery option for an extra fee			10	16.9 %
Other			2	3.3 %
Totals			59	100%

Do you find the email communications about the farm and recipes helpful?

Answer	0%	100%	Number of Response(s)	Response Ratio
Good			52	85.2 %
Okay			5	8.1 %
Disappointing			0	0.0 %
Bloody Awful			0	0.0 %
Other			2	3.2 %
No Response(s)			2	3.2 %
Totals			61	100%

How long have you purchased our veggies as part of the CSA and/or a Houston area Farmer's Market?

Answer	0%	100%	Number of Response(s)	Response Ratio
Less than 6 months			30	49.1 %
6 months to less than 1 year			5	8.1 %
1 year to less than 2 years			13	21.3 %
2 years to less than 5 years			10	16.3 %
5 years or more			2	3.2 %
No Response(s)			1	1.6 %
Totals			61	100%

Do you find the process of accessing/navigating our website easy and payment options useful?

Answer	0%	100%	Number of Response(s)	Response Ratio
Good			43	70.4 %
Okay			9	14.7 %
Disappointing			0	0.0 %
Bloody Awful			1	1.6 %
Other			5	8.1 %
No Response(s)			3	4.9 %
Totals			61	100%

Will you participate in future Wood Duck Farm CSA programs and/or refer this program to a friend?

Answer	0%	100%	Number of Response(s)	Response Ratio
Yes			50	81.9 %
Maybe			10	16.3 %
Probably Not			0	0.0 %
Heck No! This Program Bites!!!			0	0.0 %
Other			0	0.0 %
No Response(s)			1	1.6 %
Totals			61	100%

Suggestions we should consider? Please provide your input.

27 Response(s)